

THE LANCET

Microbe

Supplementary appendix

This appendix formed part of the original submission and has been peer reviewed.
We post it as supplied by the authors.

Supplement to: Chin A W H, Chu J T S, Perera M R A, et al. Stability of SARS-CoV-2 in different environmental conditions. *Lancet Microbe* 2020; published online April 2.
[https://doi.org/10.1016/S2666-5247\(20\)30003-3](https://doi.org/10.1016/S2666-5247(20)30003-3).

Table. Stability of SARS-CoV-2 at different environmental conditions.

A) Temperature*

Time	Virus titre (Log TCID ₅₀ /mL)									
	4°C		22°C		37°C		56°C		70°C	
	Mean	±SD	Mean	±SD	Mean	±SD	Mean	±SD	Mean	±SD
1 min	N.D.	N.D.	6.51	0.27	N.D.	N.D.	6.65	0.1	5.34	0.17
5 mins	N.D.	N.D.	6.7	0.15	N.D.	N.D.	4.62	0.44	U	-
10 mins	N.D.	N.D.	6.63	0.07	N.D.	N.D.	3.84	0.32	U	-
30 mins	6.51	0.27	6.52	0.28	6.57	0.17	U	-	U	-
1 hr	6.57	0.32	6.33	0.21	6.76	0.05	U	-	U	-
3 hrs	6.66	0.16	6.68	0.46	6.36	0.19	U	-	U	-
6 hrs	6.67	0.04	6.54	0.32	5.99	0.26	U	-	U	-
12 hrs	6.58	0.21	6.23	0.05	5.28	0.23	U	-	U	-
1 day	6.72	0.13	6.26	0.05	3.23	0.05	U	-	U	-
2 days	6.42	0.37	5.83	0.28	U	-	U	-	U	-
4 days	6.32	0.27	4.99	0.18	U	-	U	-	U	-
7 days	6.65	0.05	3.48	0.24	U	-	U	-	U	-
14 days	6.04	0.18	U	-	U	-	U	-	U	-

B) Surfaces*

Time	Virus titre (Log TCID ₅₀ /ml)									
	Paper		Tissue paper		Wood		Cloth		Glass	
	Mean	±SD	Mean	±SD	Mean	±SD	Mean	±SD	Mean	±SD
0 min	4.76	0.10	5.48	0.10	5.66	0.39	4.84	0.17	5.83	0.04
30 mins	2.18	0.05	2.19	0.17	3.84	0.39	2.84	0.24	5.81	0.27
3 hrs	U	-	U	-	3.41	0.26	2.21 [#]	-	5.14	0.05
6 hrs	U	-	U	-	2.47	0.23	2.25	0.08	5.06	0.31
1 day	U	-	U	-	2.07 [#]	-	2.07 [#]	-	3.48	0.37
2 days	U	-	U	-	U	-	U	-	2.44	0.19
4 days	U	-	U	-	U	-	U	-	U	-
7 days	U	-	U	-	U	-	U	-	U	-

Time	Virus titre (Log TCID ₅₀ /mL)									
	Banknote		Stainless steel		Plastic		Mask, inner layer		Mask, outer layer	
	Mean	±SD	Mean	±SD	Mean	±SD	Mean	±SD	Mean	±SD
0 min	6.05	0.34	5.80	0.02	5.81	0.03	5.88	0.69	5.78	0.10
30 mins	5.83	0.29	5.23	0.05	5.83	0.04	5.84	0.18	5.75	0.08
3 hrs	4.77	0.07	5.09	0.04	5.33	0.22	5.24	0.08	5.11	0.29
6 hrs	4.04	0.29	5.24	0.08	4.68	0.10	5.01	0.50	4.97	0.51
1 day	3.29	0.60	4.85	0.20	3.89	0.33	4.21	0.08	4.73	0.05
2 days	2.47	0.23	4.44	0.20	2.76	0.10	3.16	0.07	4.20	0.07
4 days	U	-	3.26	0.10	2.27	0.09	2.47	0.28	3.71	0.50
7 days	U	-	U	-	U	-	U	-	2.79	0.46

C) Disinfectants*

Disinfectant (Working concentration)	Virus titre (Log TCID ₅₀ /mL)		
	5 mins	15 mins	30 mins
	Household bleach (1:49)	U	U
Household bleach (1:99)	U	U	U
Hand soap solution (1:49)	3.6 [#]	U	U
Ethanol (70%)	U	U	U
Povidone-iodine (7.5%)	U	U	U
Chloroxylenol (0.05%)	U	U	U
Chlorhexidine (0.05%)	U	U	U
Benzalkonium chloride (0.1%)	U	U	U

D) pH*

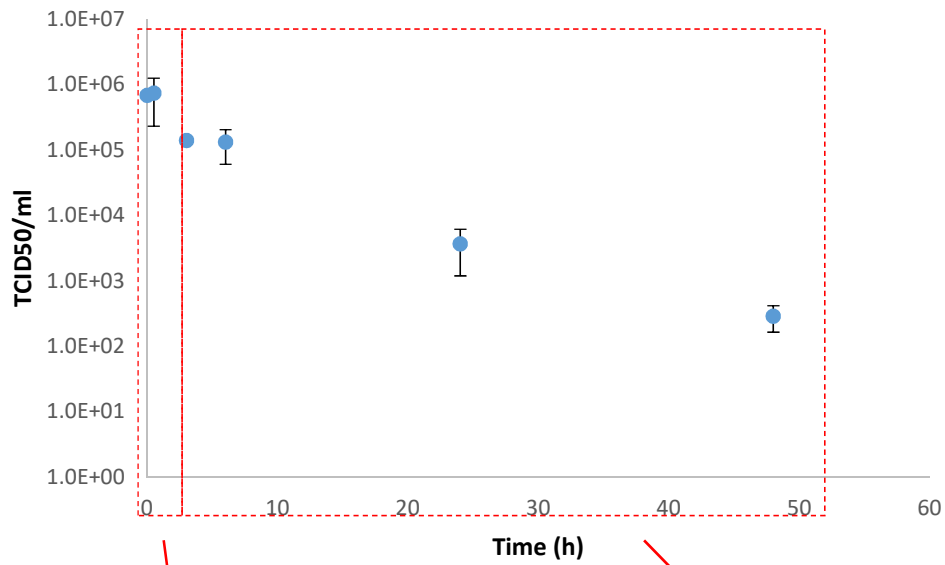
pH (60 mins)	Virus titre (Log TCID ₅₀ /mL)	
	Mean	±SD
3	5.55	0.25
4	5.67	0.36
5	5.73	0.04
6	5.75	0.08
7	5.58	0.22
8	5.70	0.14
9	5.54	0.44
10	5.51	0.11

* All the virus titres were titrated using Vero-E6 cells. All experimental studies were done in three independent triplicates. Detection limit of a typical TCID₅₀ assay is 100 TCID₅₀/mL, except reactions containing hand soap/chloroxylenol (detection limit: 10³ TCID₅₀/mL) or reactions containing povidone-iodine/chlorhexidin/benzalkonium chloride; detection limit: 10⁴ TCID₅₀/mL because of their cytotoxic effects. N.D.: not done, U: undetectable.

[#] Only one of the triplicate reactions was positive in the TCID₅₀ assay.

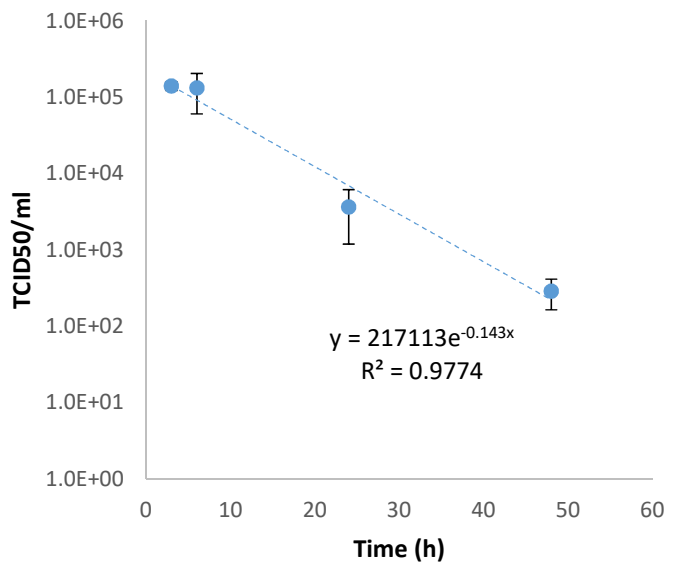
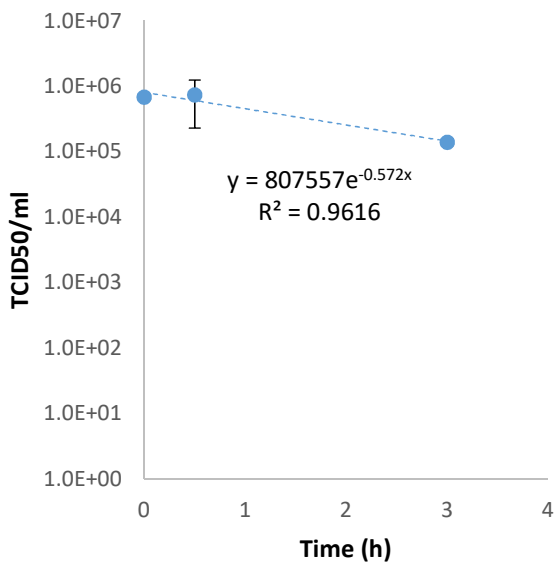
Appendix: Biphasic decay of infectious SARS-CoV-2 population

A) Glass



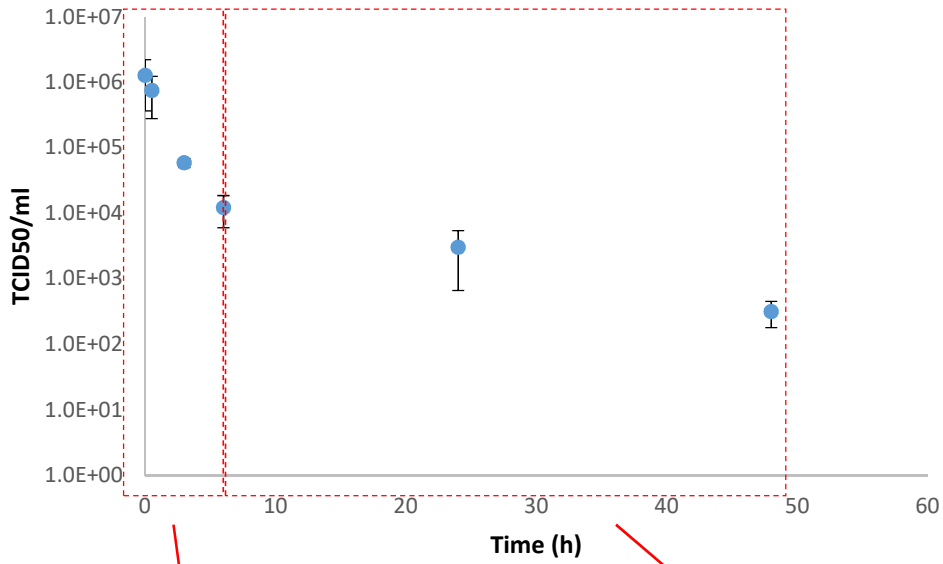
Short half-life

Long half-life



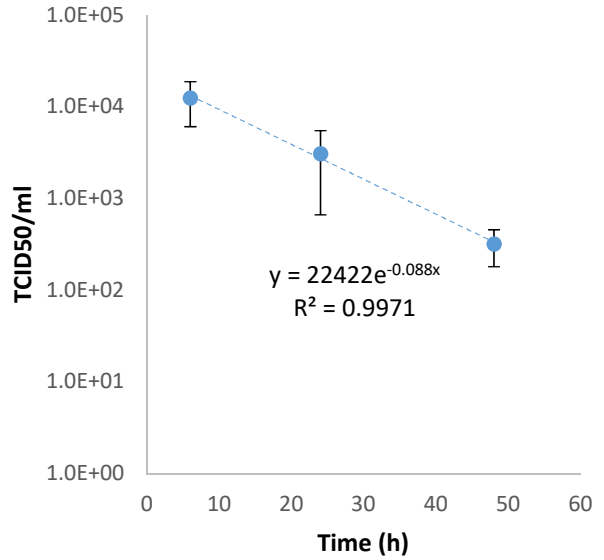
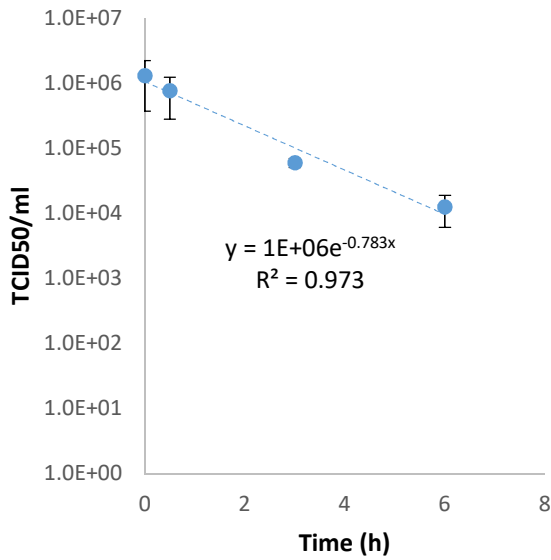
Half-life of free infectious SARS-CoV-2: 0 - 3 hr, $T_{1/2} = 1.2$ hr
3 hr - 2d, $T_{1/2} = 4.8$ hr

B) Banknote



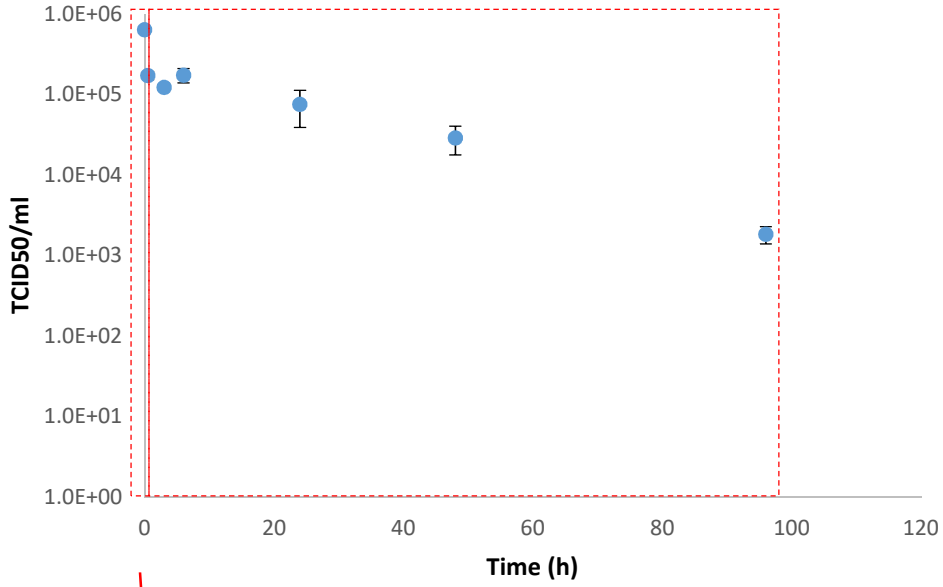
Short half-life

Long half-life



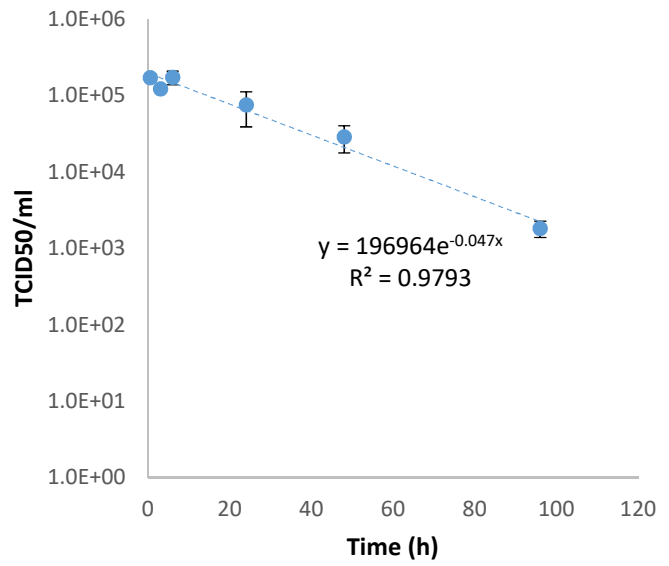
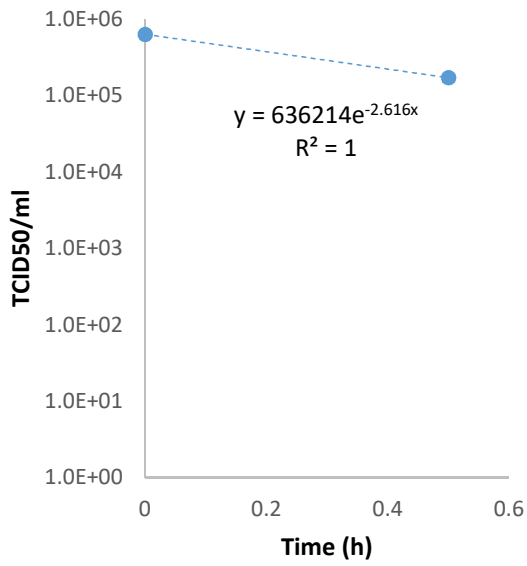
Half-life of free infectious SARS-CoV-2: 0 - 6 hr, $T_{1/2} = 0.9$ hr
6 hr - 2d, $T_{1/2} = 7.9$ hr

C) Stainless steel



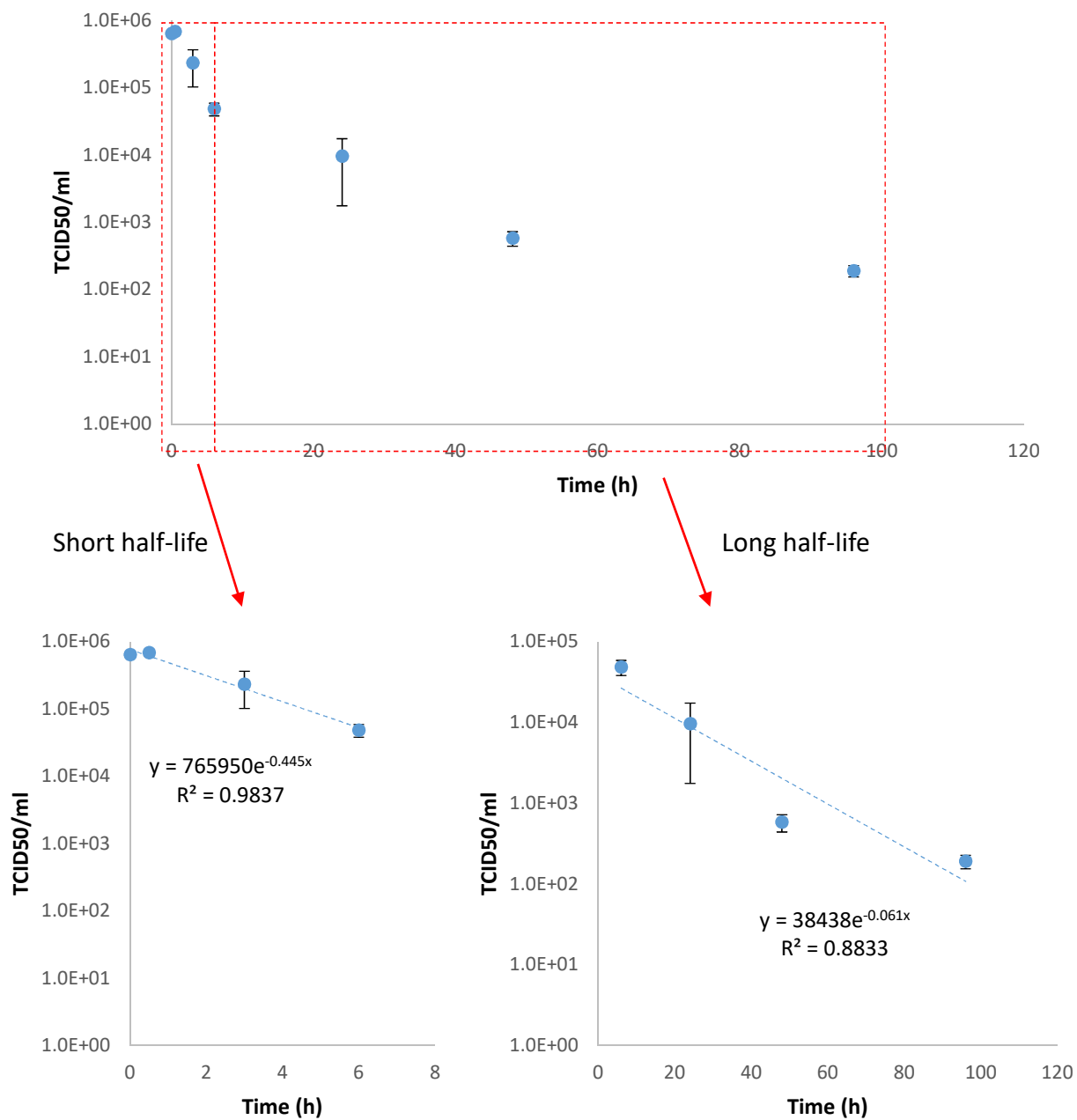
Short half-life

Long half-life



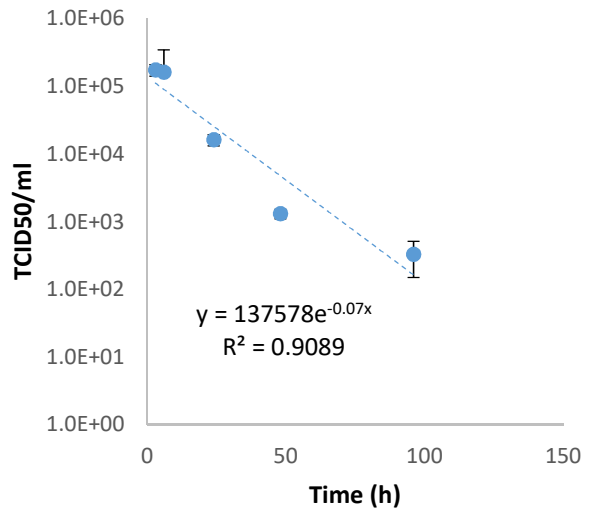
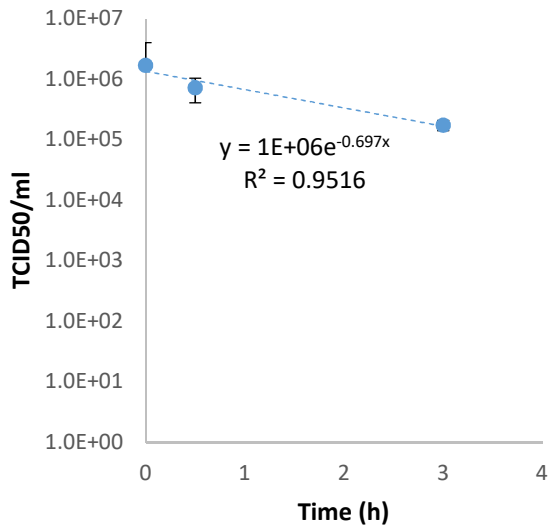
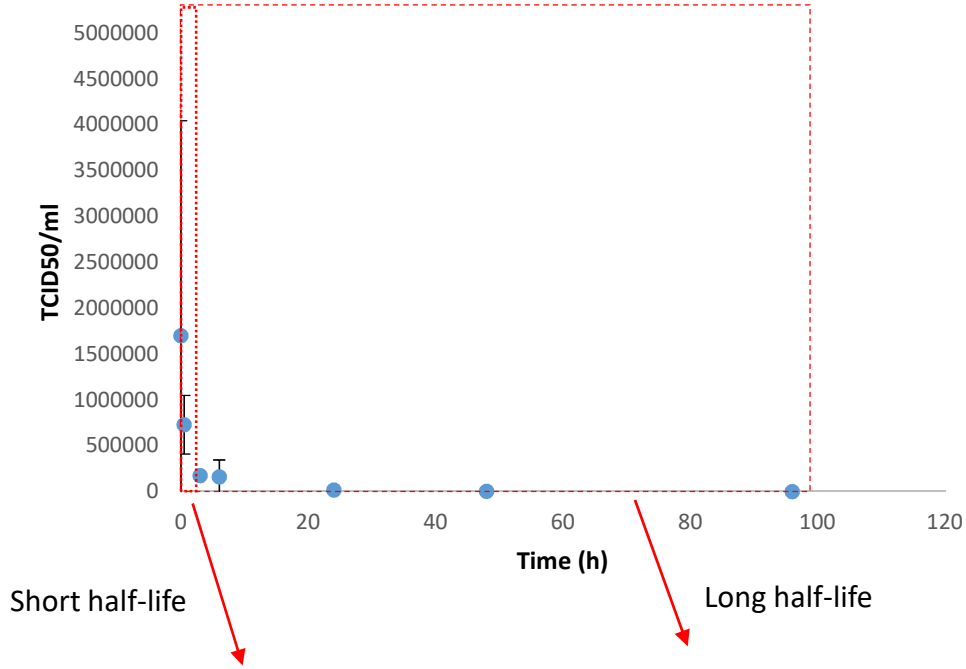
Half-life of free infectious SARS-CoV-2: 0 -30 min, $T_{1/2} = 0.3$ hr
 30 min - 4d, $T_{1/2} = 14.7$ hr

D) Plastic



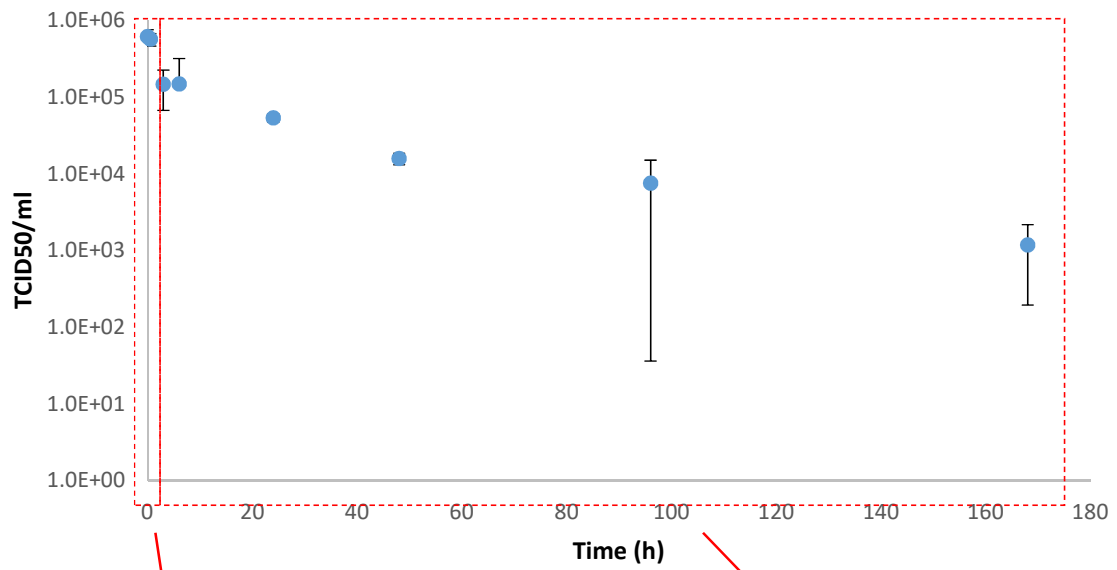
Half-life of free infectious SARS-CoV-2: 0 - 6 hr, $T_{1/2} = 1.6$ hr
6 hr - 4 d, $T_{1/2} = 11.4$ hr

E) Mask, inner layer



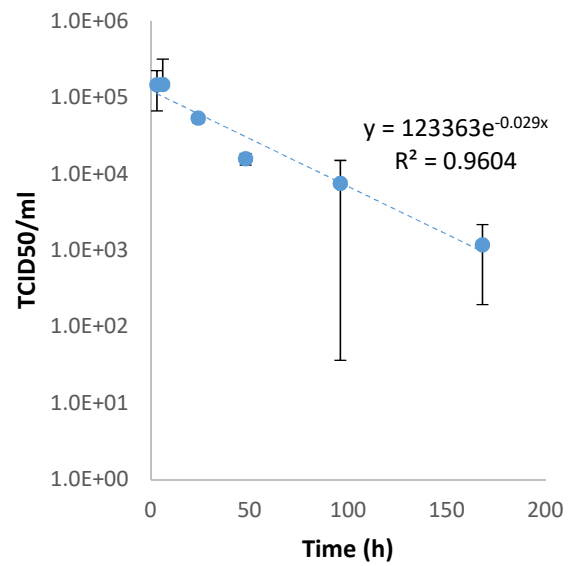
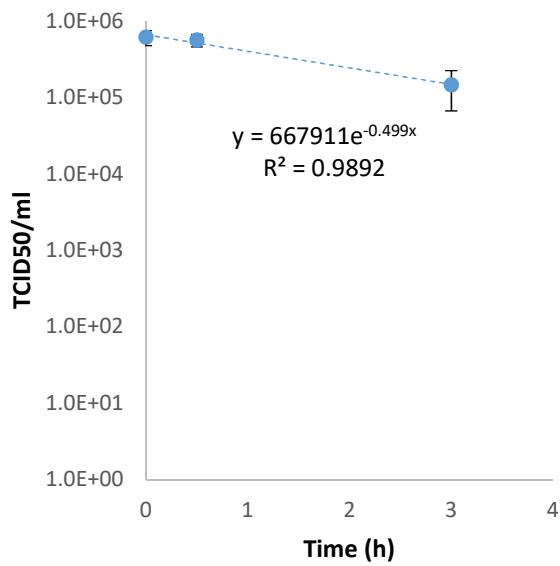
Half-life of free infectious SARS-CoV-2: 0-3hr, $T_{1/2} = 1.0\text{hr}$
 6hr-4d, $T_{1/2} = 9.9\text{hr}$

F) Mask, outer layer



Short half-life

Long half-life



Half-life of free infectious SARS-CoV-2: 0 - 3 hr, $T_{1/2} = 1.4$ hr
 3 hr - 7 d, $T_{1/2} = 23.9$ hr